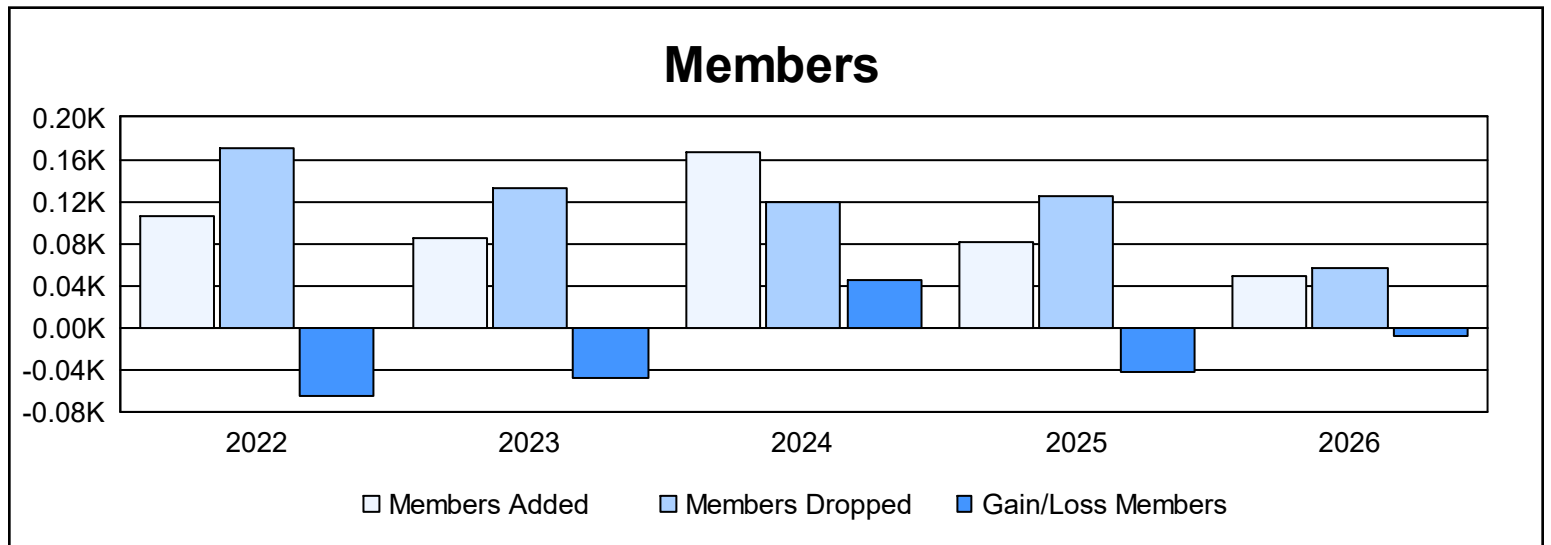
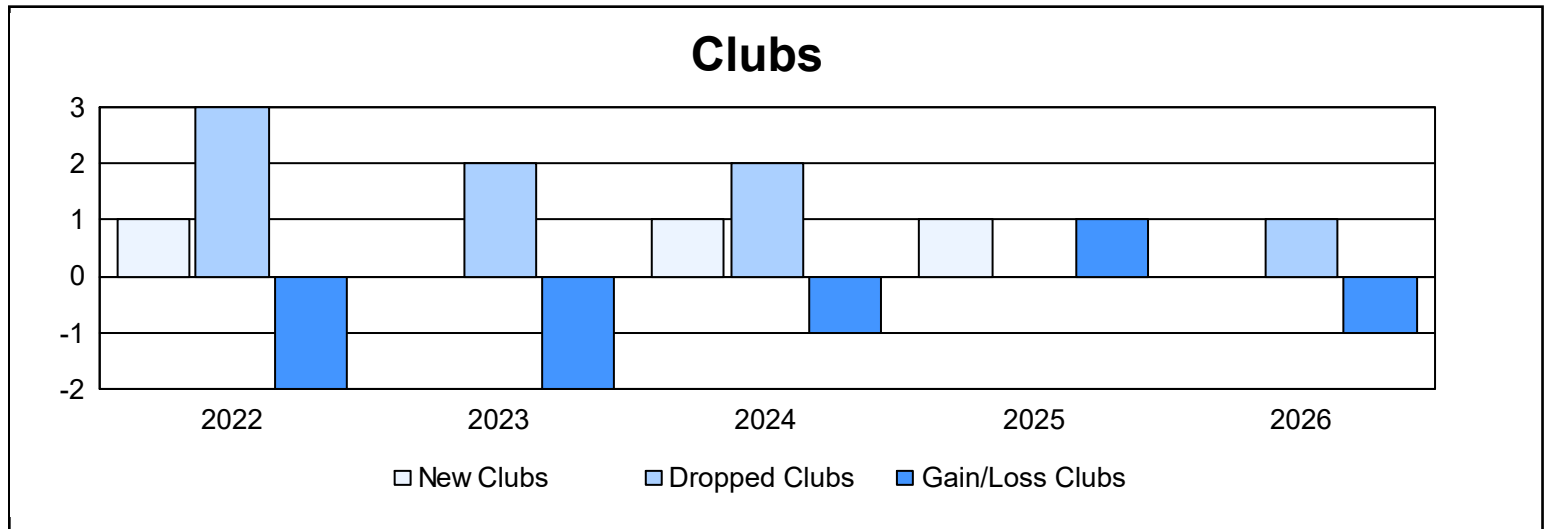
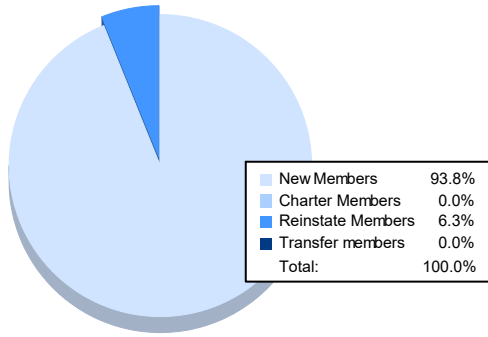


| Year | New Clubs | Dropped Clubs | Gain/ Loss Clubs | New Members | Charter Members | Reinstate Members | Transfer Members | Total Member Added | Total Members Dropped | Gain/ Loss Members |
|----------------|-----------|---------------|------------------|-------------|-----------------|-------------------|------------------|--------------------|-----------------------|--------------------|
| 2021-2022 | 1 | 3 | -2 | 58 | 28 | 17 | 2 | 105 | 171 | -66 |
| 2022-2023 | 0 | 2 | -2 | 75 | 4 | 4 | 2 | 85 | 133 | -48 |
| 2023-2024 | 1 | 2 | -1 | 116 | 40 | 6 | 4 | 166 | 120 | 46 |
| 2024-2025 | 1 | 0 | 1 | 50 | 22 | 1 | 9 | 82 | 125 | -43 |
| 2025-2026 | 0 | 1 | -1 | 45 | 0 | 3 | 0 | 48 | 56 | -8 |
| Average | 1 | 2 | -1 | 69 | 19 | 6 | 3 | 97 | 121 | -24 |



Membership Composition March 2026 Cumulative



Gender Composition March 2026 Cumulative

